Unit 2

Properties of Matter

Propiedades de la Materia

Free Sampler

Muestra gratis

Bilingual · English and Spanish

Grade 5 · TEKS 5.6A

Teacher Edition • Edición del Maestro

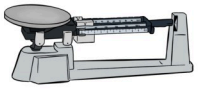



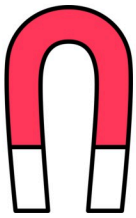

© 2026 Berry Bilingual. All rights reserved.

What's in This Sampler

Contenido de esta muestra

Unit at a Glance · Teacher Planning Guide 3

Lesson Slides · Clickable Lesson Slides 4

Lab Stations Data Sheet · Student Handouts · Regular Size 5

See, Think, Wonder · Science Notebook Pages 6

Station 5 Card · Magnetism · Teacher Printables · Cut-Out Cards 7

Word Wall Cards · Teacher Printables · Word Wall 8

Day 3 Practice · Daily Practice 9

Day 3 Practice Answer Key · Daily Practice · Answer Key 10

Properties of Matter Foldable · Intervention & Enrichment 11

Sample Questions · Unit Assessment 12

Three Versions · English · Spanish · Bilingual 13

One page from each part of the unit, shown in the Bilingual version. Page 13 shows all three versions.

BERRY BILINGUAL

© 2026 Berry Bilingual. All rights reserved.

Unit at a Glance

Print and keep with your lesson plans

Unit · Properties of Matter / Propiedades de la Materia
Length · 10 days (2 weeks) · about 45 min per day
RTC · Patterns

Anchor phenomenon · Mystery Bag (physical) or Italian dressing photo (visual)
Summative phenomenon · The Shipwreck Mystery

TEKS 5.6A · Readiness Standard

5.6A — Compare and contrast matter based on measurable, testable, or observable physical properties, including mass, magnetism, relative density (sinking and floating using water as a reference point), physical state (solid, liquid, gas), volume, solubility in water, and the ability to conduct or insulate thermal energy and electric energy.

TEKS 3.6C · Supporting Standard · spiraled from Grade 3, tested on Grade 5 STAAR

3.6C — Predict, observe, and record changes in the state of matter caused by heating or cooling in a variety of substances such as ice becoming liquid water, condensation forming on the outside of a glass, or liquid water being heated to the point of becoming water vapor (gas).

Guiding Question How can we use properties to identify and compare materials?

Week 1

Day 1
Engage

Phenomenon Introduction
Setting the Stage

Routines
STWELS · S · T · W
QSSSA Card #1
Notebook set-up

Day 2
Explore

Physical Lab Stations
Testing Properties Hands-On

Routines
Lab Roles (4)
Station rotation

Day 3
Explore

Virtual Density Lab
Testing What We Couldn't Touch

Routines
Virtual simulation
Partner work

Day 4
Explain

Physical vs. Virtual Evidence
Comparing Our Evidence

Routines
QSSSA Card #2
STWELS · Evidence

Day 5
Explain

Vocabulary Map & Cognates
Naming What We Found

Routines
Vocabulary Map
Discourse Stems
STWELS · Learned

Week 2

Day 6
Explain

Talk Read Talk Write (CER)
Explaining With Evidence

Routines
Talk Read Talk Write
CER
STWELS · Scientific Concept

Day 7
Elaborate

Engineering Challenge Part 1
Ask · Imagine · Plan

Routines
Engineering Design Process · Pt 1
Lab Roles

Day 8
Elaborate

Engineering Challenge Part 2
Create · Test · Improve

Routines
Engineering Design Process · Pt 2
Cross-Pollination
Lab Roles

Day 9
Evaluate

CER with Tiered Stems
Arguing From Evidence

Routines
CER (tiered)
Peer review

Day 10
Evaluate

3D Performance Task
Showing What We Know

Routines
QSSSA / Talk Moves / Tap and Talk
3D Performance Task
STWELS · revisit

© 2026 Berry Bilingual. All rights reserved.

Lesson Slides

Diapositivas de la lección

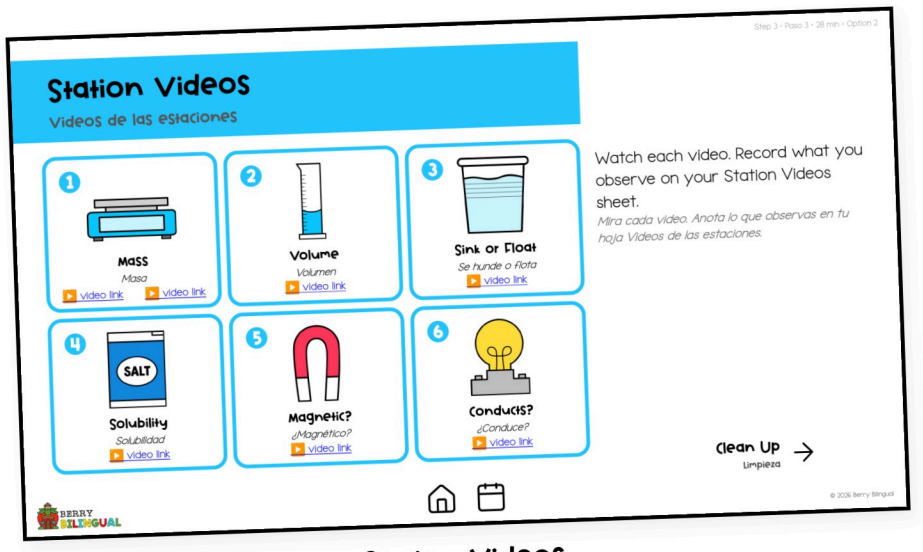

Station Videos

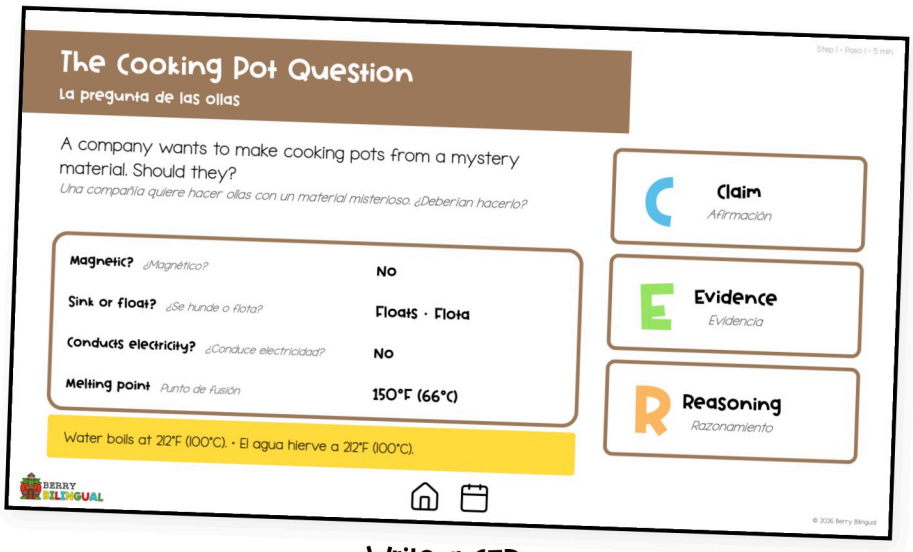

Write a CER

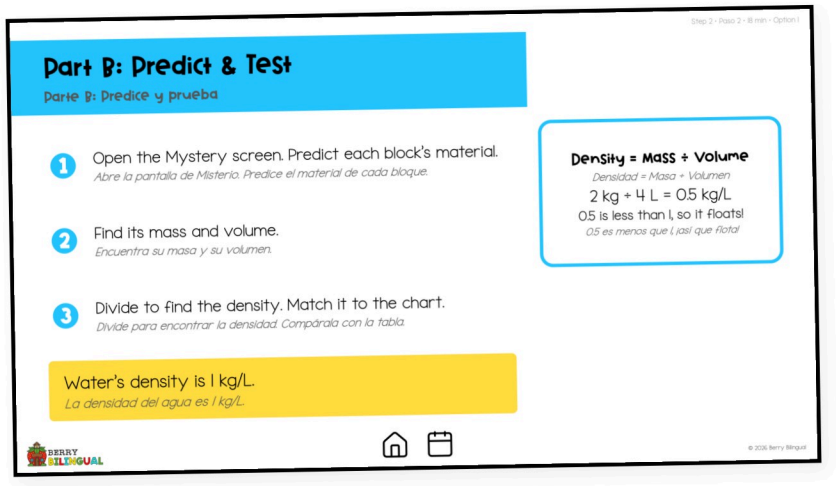

Predict & Test

Clickable slides for all 10 days. Home and day buttons on every slide. Comes in Bilingual, English and Spanish, editable and flattened.

Diapositivas interactivas para los 10 días, en bilingüe, inglés y español.

BERRY BILINGUAL

© 2026 Berry Bilingual. All rights reserved.

Lab Stations Data Sheet **Estaciones:** Hoja de datos

Directions: Test each material at every station. Record what you observe in the table.
Instrucciones: Prueba cada material en todas las estaciones. Anota lo que observas en la tabla.

Material *Material*	1. Mass (g) *Masa (g)*	2. Volume (mL) *Volumen (mL)*	3. Sink or Float? *¿Se hunde o flota?*	5. Magnetic? *¿Es magnético?*	6. Conducts? *¿Conduce?*
nail *clavo*			sinks floats *se hunde flota*	yes no *sí no*	yes no *sí no*
penny *moneda*			sinks floats *se hunde flota*	yes no *sí no*	yes no *sí no*
wooden block *bloque de madera*			sinks floats *se hunde flota*	yes no *sí no*	yes no *sí no*
rubber band *liga*			sinks floats *se hunde flota*	yes no *sí no*	yes no *sí no*

Station 4: Solubility Estación 4: Solubilidad

Material *Material*	salt *sal*	sand *arena*	flour *harina*	vegetable oil *aceite vegetal*
Dissolves in water? *¿Se disuelve en agua?*	yes no *sí no*	yes no *sí no*	yes no *sí no*	yes no *sí no*

What pattern do you notice in your data? I noticed that _____
¿Qué patrón notas en tus datos? Noté que _____

© 2026 Berry Bilingual. All rights reserved.

See, Think, Wonder

Veo, Pienso, Me pregunto

Unit 2: Properties of Matter



I See

Veo

What do you notice?
¿Qué observas?

I see _____.
Veo _____.



I Think

Pienso

What do you think is happening?
¿Qué crees que está pasando?

I think _____ because _____.
Pienso que _____ porque _____.



I Wonder

Me pregunto

What questions do you have?
¿Qué preguntas tienes?

I wonder _____?
Me pregunto _____?

© 2026 Berry Bilingual. All rights reserved.

Station
Estación
5

Magnetism

Magnetismo

Properties of Matter Propiedades de la materia

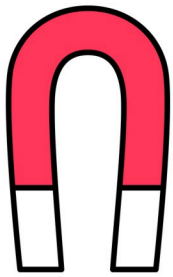

Materials Materiales

magnet, nail, penny, wooden block, rubber band
imán, clavo, moneda, bloque de madera, liga

Steps Pasos

1. Hold the magnet close to one material.
   Acerca el imán a un material.
2. Observe: does the material pull toward the magnet?
   Observa: ¿el material se pega o se acerca al imán?
3. Record: magnetic (yes) or not magnetic (no).
   Anota: magnético (sí) o no magnético (no).
4. Repeat with each material.
   Repite con cada material.

Talk About It Oraciones para conversar

- "The _____ is magnetic because _____."
  "_____ es magnético porque _____."
- "The _____ is not magnetic because _____."
  "_____ no es magnético porque _____."
- "Magnets attract materials that have iron, like _____."
  "Los imanes atraen materiales que tienen hierro, como _____."

Reset for the Next Group Prepara para el siguiente grupo

- Return all materials to the tray.
  Regresa todos los materiales a la bandeja.
- Keep the magnet away from computers and tablets.
  Mantén el imán lejos de computadoras y tabletas.
- Clear the table.
  Deja la mesa limpia.

© 2026 Berry Bilingual

© 2026 Berry Bilingual. All rights reserved.

MATTER MATERIA

Anything that takes up space and has mass.

Todo lo que ocupa espacio y tiene masa.

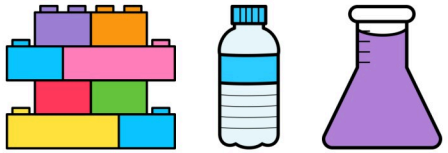

© 2026 Berry Bilingual

PROPERTY PROPIEDAD

A trait you can observe or measure, like color, size, or mass.

Una característica que puedes observar o medir, como el color, el tamaño o la masa.

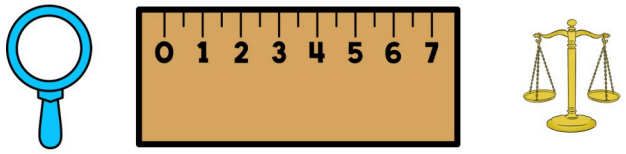

© 2026 Berry Bilingual

Day 3 Practice · Predict and Explain **Práctica del día 3** · Predice y explica

For each object, circle your prediction: will it **sink** or **float** in water? Then explain your thinking. Use a word from the word bank in every answer.
*Para cada objeto, encierra en un círculo tu predicción: ¿se va a **hundir** o va a **flotar** en el agua? Luego explica tu razonamiento. Usa una palabra del banco de palabras en cada respuesta.*

density · more dense than water · less dense than water · mass · volume
densidad · más denso que el agua · menos denso que el agua · masa · volumen



apple
manzana

sink *se hunde* / float *flota*

I think it will _____ because
Creo que va a _____ porque _____



grape
uva

sink *se hunde* / float *flota*

I think it will _____ because
Creo que va a _____ porque _____



pebble
piedrita

sink *se hunde* / float *flota*

I think it will _____ because
Creo que va a _____ porque _____



large wooden board
tabla grande de madera

sink *se hunde* / float *flota*

I think it will _____ because
Creo que va a _____ porque _____



glass marble
canica de vidrio

sink *se hunde* / float *flota*

I think it will _____ because
Creo que va a _____ porque _____

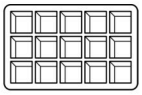

ice cube
cubo de hielo

sink *se hunde* / float *flota*

I think it will _____ because
Creo que va a _____ porque _____

Think About It *Piénsalo*

A large wooden board floats, but a tiny pebble sinks. Explain how this can happen.
Una tabla grande de madera flota, pero una piedrita se hunde. Explica cómo puede pasar esto.

© 2026 Berry Bilingual. All rights reserved.

Answer Key *Clave de respuestas*
Day 3 Practice · Predict and Explain
Práctica del día 3 · Predice y explica

For each object, circle your prediction: will it **sink** or **float** in water? Then explain your thinking. Use a word from the word bank in every answer.
*Para cada objeto, encierra en un círculo tu predicción: ¿se va a **hundir** o va a **flotar** en el agua? Luego explica tu razonamiento. Usa una palabra del banco de palabras en cada respuesta.*

density · more dense than water · less dense than water · mass · volume
densidad · más denso que el agua · menos denso que el agua · masa · volumen



apple
manzana

sink *se hunde*
float *flota*

I think it will _____ because
Creo que va a _____ porque _____
less dense than water · *menos densa que el agua*



grape
uva

sink *se hunde*
float *flota*

I think it will _____ because
Creo que va a _____ porque _____
more dense than water · *más densa que el agua*



pebble
piedrita

sink *se hunde*
float *flota*

I think it will _____ because
Creo que va a _____ porque _____
more dense than water · *más densa que el agua*



large wooden board
tabla grande de madera

sink *se hunde*
float *flota*

I think it will _____ because
Creo que va a _____ porque _____
less dense than water · *menos densa que el agua*



glass marble
canica de vidrio

sink *se hunde*
float *flota*

I think it will _____ because
Creo que va a _____ porque _____
more dense than water · *más densa que el agua*

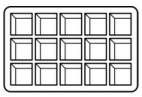

ice cube
cubo de hielo

sink *se hunde*
float *flota*

I think it will _____ because
Creo que va a _____ porque _____
less dense than water · *menos denso que el agua*

Think About It *Piénsalo*

A large wooden board floats, but a tiny pebble sinks. Explain how this can happen.
Una tabla grande de madera flota, pero una piedrita se hunde. Explica cómo puede pasar esto.

The board is less dense than water, so it floats. The pebble is more dense than water, so it sinks. Density decides, not mass.
La tabla es menos densa que el agua, así que flota. La piedra es más densa que el agua, así que se hunde. La densidad decide, no la masa.

© 2026 Berry Bilingual. All rights reserved.

Properties of Matter Foldable

A finished notebook page

Show students the finished foldable before they start. Closed: the six flaps. Open: notes on the lined paper, pictures on the flaps.

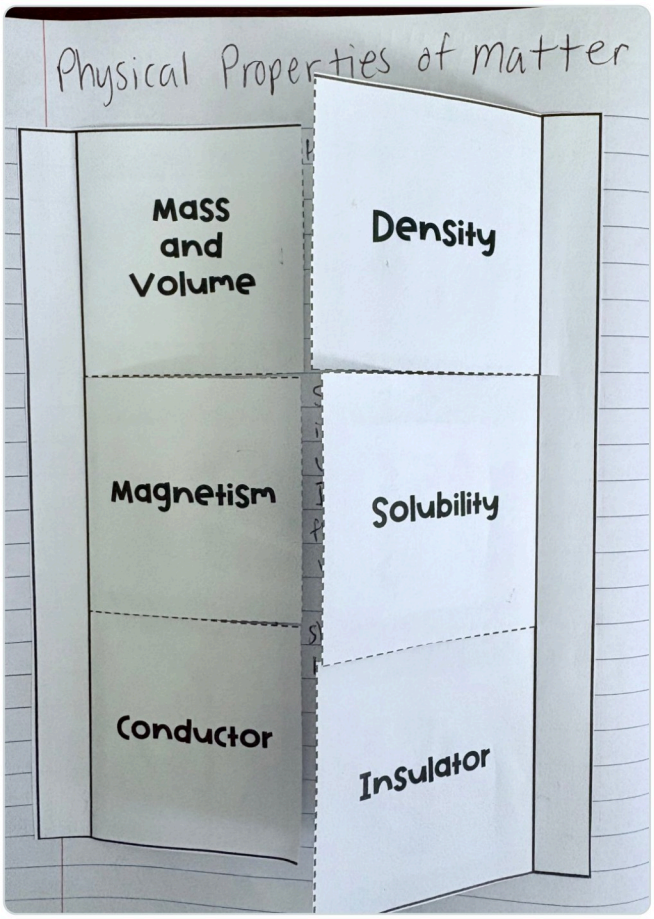

Closed · Cerrado

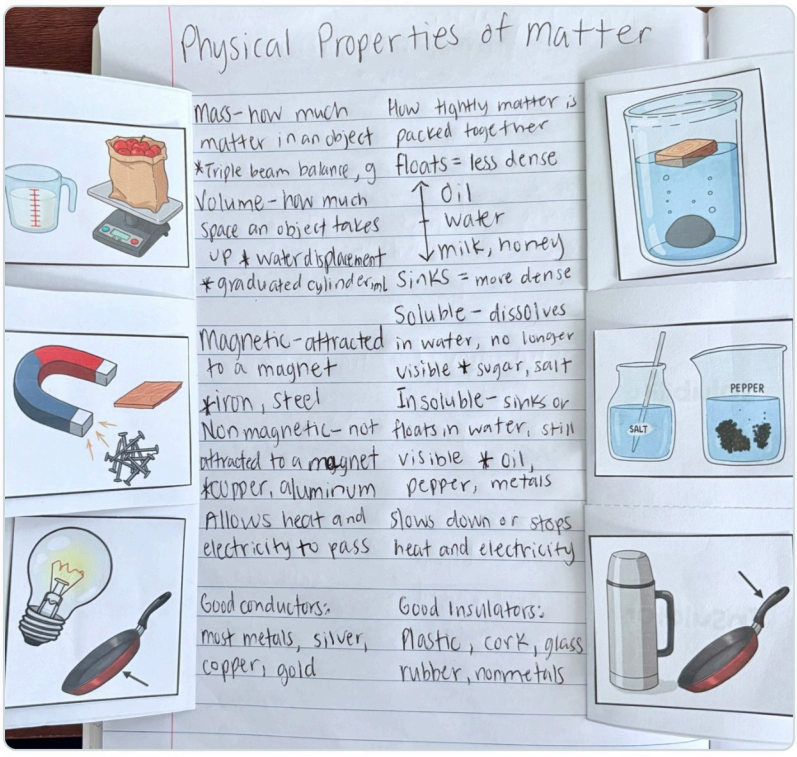

Open · Abierto

© 2026 Berry Bilingual. All rights reserved.

Unit Assessment

Evaluación de la unidad

Name: _____ Date: _____ **Unit 2:** Properties of Matter

Properties of Matter Assessment Evaluación: propiedades de la materia

❶ A student filled four beakers with 75 mL of water at 25 °C. The student added an equal amount of a different substance to each beaker of water.
Un estudiante llenó cuatro vasos de precipitados con 75 mL de agua a 25 °C. Agregó la misma cantidad de una sustancia diferente a cada vaso.

Student Investigation Investigación del estudiante

Substance *Sustancia*	Appearance *Apariencia*	Observations When Stirring *Observaciones al revolver*	Observations After Stirring Stopped *Observaciones después de revolver*
Sawdust *Aserrín*	Brown powder *Polvo café*	Floating on the surface in clumps *Flota en la superficie en grumos*	Particles collected at the top of the beaker *Las partículas se juntan arriba del vaso*
Baking soda *Bicarbonato de sodio*	White powder *Polvo blanco*	Cloudy, changing to clear *Turbio y luego transparente*	Clear; no visible particles *Transparente; no se ven partículas*
Vinegar *Vinagre*	Clear liquid *Líquido transparente*	Clear liquid *Líquido transparente*	Clear; no visible particles *Transparente; no se ven partículas*
Oil-based paint *Pintura de aceite*	Yellow liquid *Líquido amarillo*	Floating to the surface *Sube a la superficie*	Formed a layer on top of the water *Formó una capa sobre el agua*

Based on the student's observations in the table, which did NOT dissolve in water?
Según las observaciones de la tabla, ¿cuál NO se disolvió en el agua?

A) Sawdust *Aserrín*

B) Baking soda and vinegar *Bicarbonato de sodio y vinagre*

The full unit includes the complete **Unit Assessment**, a **3D Performance Task**, daily **exit tickets** and answer keys for all of them.

La unidad completa incluye la evaluación, una tarea de desempeño 3D, boletos de salida diarios y sus claves de respuestas.

BERRY BILINGUAL

© 2026 Berry Bilingual. All rights reserved.

Three Versions

Tres versiones

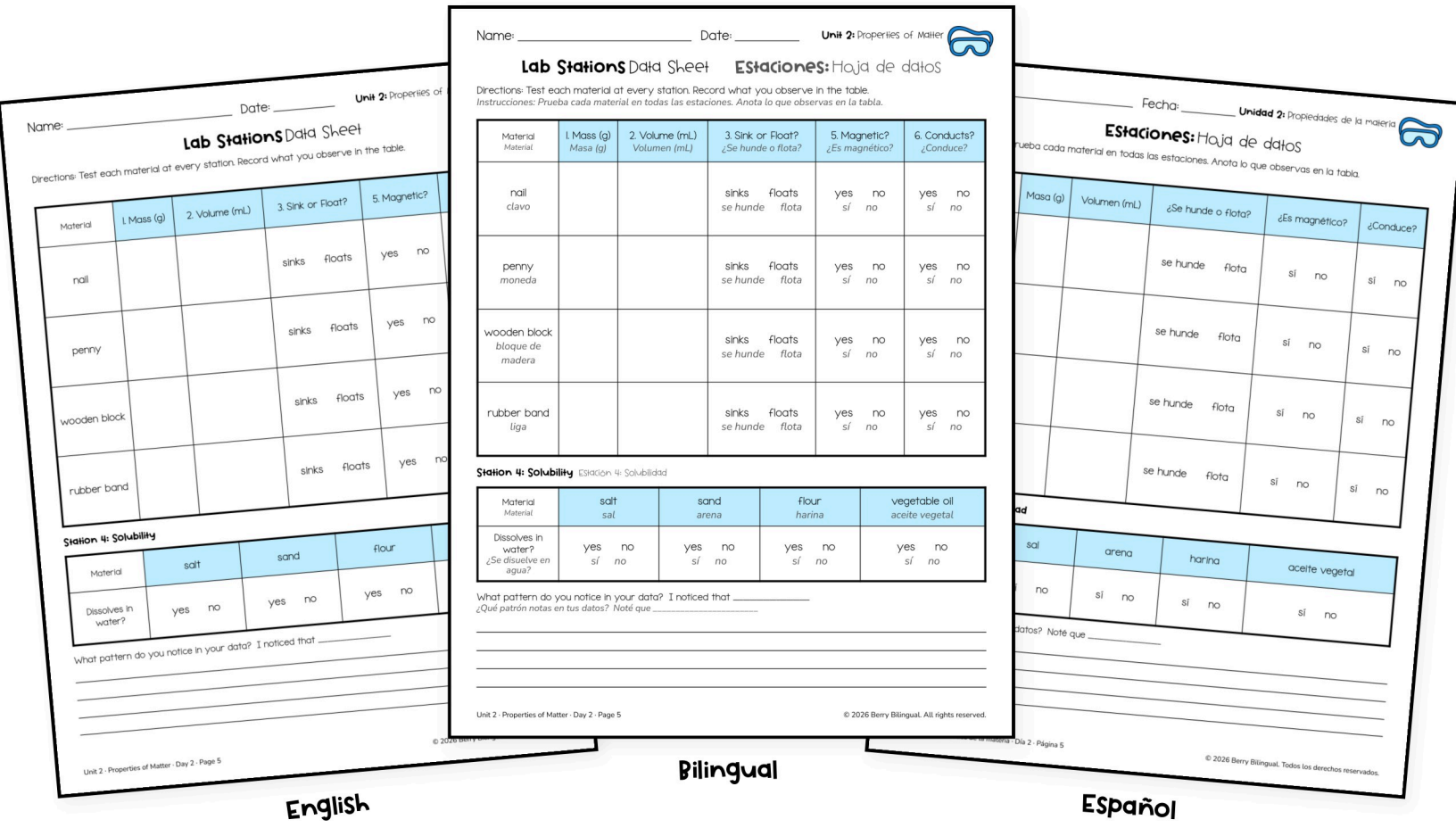

Every page in the unit comes in **English**, **Spanish** and **Bilingual**, so each student gets the version that fits. Handouts come in **color** and **black & white**, in regular and notebook size.

Cada página viene en inglés, español y bilingüe, a color y en blanco y negro.

BERRY BILINGUAL

© 2026 Berry Bilingual. All rights reserved.

Get the Full Unit!

¡Consigue la unidad completa!

The full unit includes:

- ★ 10 days of scripted 5E lessons (Teacher Planning Guide)
- ★ Clickable lesson slides in 3 languages
- ★ Student handouts in regular and notebook size
- ★ 6 hands-on lab stations + the Keep It Cold design challenge
- ★ Cut-out cards, sentence stems and a bilingual word wall
- ★ 20 pages of daily STAAR-style practice + answer key
- ★ Intervention & enrichment lessons
- ★ Unit assessment, 3D performance task and answer keys



Click here to get it on TPT

https://www.teacherspayteachers.com/Product/Properties-of-Matter-Unit-Lesson-Labs-Notebook-ENGLISH-SPANISH-4th-5th-14023428

Loved this sampler? Please leave a review on TPT. Thank you!

¿Te gustó? Deja una reseña en TPT. ¡Gracias!

BERRY BILINGUAL

© 2026 Berry Bilingual. All rights reserved.

Terms of Use

Thank you for your purchase!

¡Gracias por su compra!

This resource is licensed for use by **one teacher** and their own students. Want to share it with your team or campus? Additional licenses are available at a discount from your **My Purchases** page on TPT.

You MAY

- Use this resource with your own students in your classroom or homeschool.
- Print and copy as many pages as your own students need.
- Assign it digitally on a password-protected platform such as Google Classroom, Canvas, or Seesaw.
- Leave copies for a substitute teaching your class.
- Share the product link so colleagues can buy their own copy.

You may NOT

- Share it with other teachers, teams, schools, or districts without additional licenses.
- Post it on a public website, shared school drive, or social media group.
- Upload it to AI tools, public quiz sites, or file-sharing sites.
- Sell it, give it away, or claim it as your own, in whole or in part, even if edited.
- Use it for paid tutoring, online classes, or other commercial purposes without written permission.

© 2026 Berry Bilingual. All rights reserved. Purchasing this resource grants one single-classroom, non-transferable license. All pages, text, and graphics are protected by copyright. Sharing or posting this resource beyond these terms is a violation of copyright law, including the Digital Millennium Copyright Act (DMCA).

Questions or need permission? Berry.Bilingual@gmail.com

¡Gracias!

Thank you!

Thank you for bringing this resource into your classroom. Every product from Berry Bilingual is made by a bilingual teacher for teachers who serve bilingual learners. I hope it helps your students feel confident and capable in both of their languages.

Leave a review

Your feedback on TPT helps me make even better resources.

Follow my store

Follow Berry Bilingual on TPT to hear about new resources and sales.

Let's connect

Questions or ideas? Email me anytime. I'd love to hear from you!

Email: Berry.Bilingual@gmail.com

© 2026 Berry Bilingual. All rights reserved. Please see the Terms of Use and Credits pages for licensing details.

Credits

Thank you to these amazing artists! · ¡Gracias a estos artistas!

Bunny On A Cloud

The Candy Class

Color Idea Clipart

Creating4 the Classroom

Creative Clips

Digital Classroom Clipart

Educlips

Erin Colleen Design

First Class Clipart

JB Design

Kiddy Worksheets And Clipart

Little Bunnies Designs

Little Red's Clip Art

Made by Lilli

Graphics by Messare Clips & Design

Rainbow Sprinkle Studio

Sanqunetti Design

Storytime Sprout

The Magical Gallery

BioArt

"Dinosaur Clip Art – 50 pictures" by BioArt, licensed under CC BY 3.0

All clip art and fonts remain the property of their creators and are used under license. Images are secured in this file and may not be extracted. © 2026 Berry Bilingual. All rights reserved.